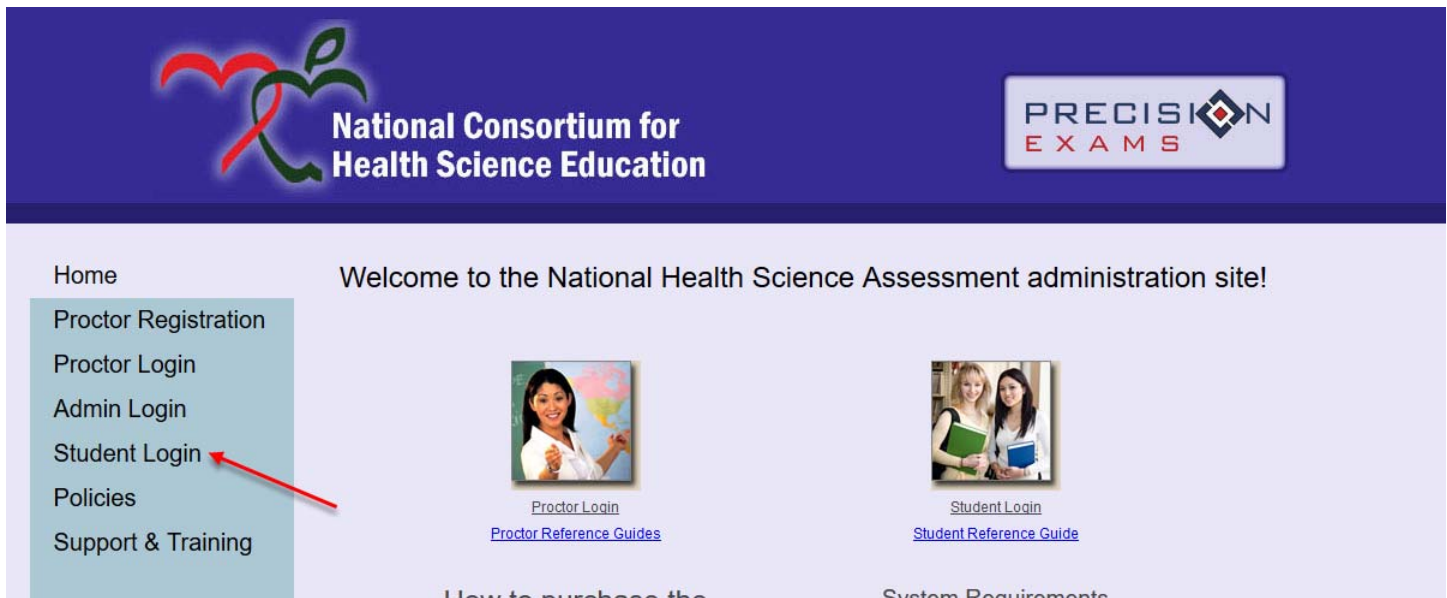


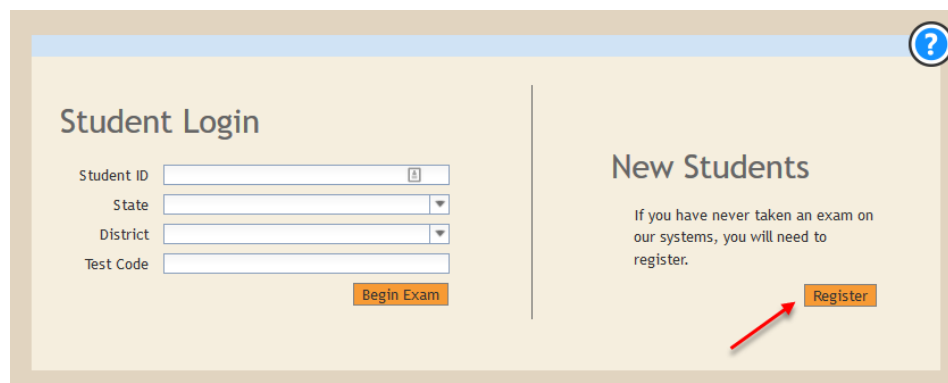
Student Instructions

A detailed look at what screens a student will see and how to navigate the test itself

- ❖ Go to <http://www.precisionexams.com/nchse>
- ❖ **Step 1:** Click on **Student Login**.



- ❖ **New Student Registration:** (Only complete this step the very first time you use the system) Click on **Register** and enter your student information in the **New Student Registration** screen.

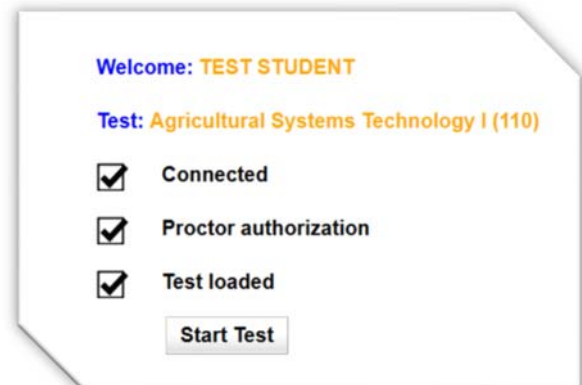
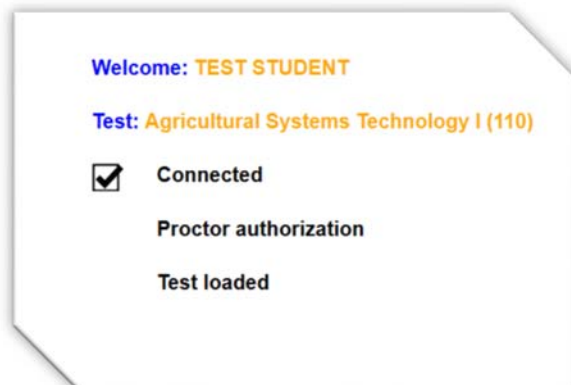


-Note- (It is very important that you enter your correct Student ID)

- ◆ **Step 2:** Login to the test system.
 - Enter your Student ID.
 - Select your State
 - Select your District.
 - Enter the Test Code given to you by the proctor.
 - Click **Begin Exam**.



- ◆ **Step 3:** Wait for the proctor to authorize your exam.
 - After the proctor authorizes your exam, all three boxes will be checked
 - Click on **Start Test**.



- ◆ **Step 4:** Take the exam.
 - Answer each question and click on **Next** or **Prev** to record your answer and move to the next question.
 - To finish and end your exam, click **Submit Test**.

PRECISION exams

Name: TEST STUDENT
Test: Sample Business Program (001Pre)

Hide Time Remaining **01:26:35**

All Unanswered
 Flagged Answered

01 02 03 04 05
06 07 08 09 10

Click **Submit Test** to finish

Submit Test

Charging more for a product than what produce is called _____.

- fishing
- hunting
- profit
- skiing

flag this question

Flag a question to review or answer later

Jump to a question by clicking on the question #

